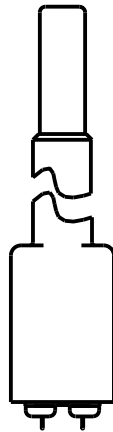


ED-27230-P100

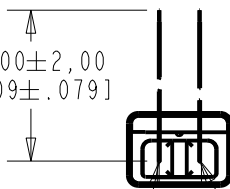
SHT 1.1

NOTES:

 A POSITIVE GOING VOLTAGE AT TERMINAL 2, RELATIVE TO TERMINAL 1, CAUSES A DECREASE IN PRESSURE AT THE SOUND OUTLET.



18.00 ± 2.00
[.709 ± .079]


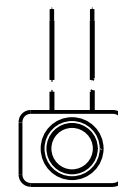
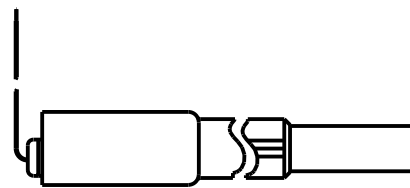


1
TERMINAL 1
(NEGATIVE)
GREEN

TERMINAL 2
(POSITIVE)
RED

SCALE 2:1
NOMINAL WEIGHT
0.45 GRAM

DIMENSIONS IN MILLIMETERS [INCHES]



Revision	C.O. #	Implementation Date	RELEASE LEVEL	REVISION
A	C40100726	8-1-11	Active	A
SCALE: 5:1			DR. BY DATE	
DO NOT SCALE DRAWING			OO 8-1-11	
TITLE: RECEIVER			CK. BY DATE	
OUTLINE DRAWING			GJP 8-6-11	
ED-27230-P100			APP. BY DATE	
SHT 1.1			GJP 8-6-11	

KNOWLES ELECTRONICS
ITASCA, ILLINOIS U.S.A.

NOTES:

I. UNITS ARE TESTED AS INDIVIDUAL RECEIVERS. FOR THESE SPECIFICATIONS, PLEASE SEE ED-27230-000.

Revision	C.O. #	Implementation Date	RELEASE LEVEL	REVISION
			Active	A
A	C40100726	8-1-11		

<p>KNOWLES ELECTRONICS ITASCA, ILLINOIS U.S.A.</p>	<small>WHEN TEST LIMITS ARE USED TO ESTABLISH INCOMING INSPECTION ACCEPTANCE/REJECTION CRITERIA, CORRELATION OF TEST EQUIPMENT WITH KNOWLES IS ALSO REQUIRED FOR ELIMINATION OF EQUIPMENT AND TEST METHOD VARIATION</small>		<small>DR. BY</small> OO	<small>DATE</small> 8-1-11
	<small>TITLE:</small> <div style="text-align: center;"> RECEIVER PERFORMANCE SPECIFICATION </div>		<div style="text-align: center;"> ED-27230-P100 SHT 2.1 </div>	
			<small>CK. BY</small> GJP	<small>DATE</small> 8-6-11
	<small>APP. BY</small> GJP	<small>DATE</small> 8-6-11		